



Colle la syllabe « PA » ou la syllabe « TA » au début du mot.



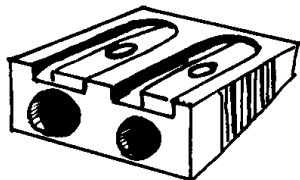
**PAPAGENO**



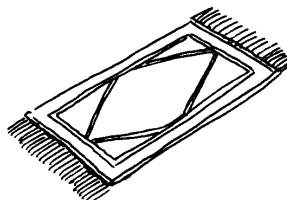
**TAMINO**




\_\_\_\_NIER



\_\_\_\_ILLE-  
CRAYON



\_\_\_\_PIS



\_\_\_\_RAPLUIE



\_\_\_\_TIN



\_\_\_\_SSE



\_\_\_\_PILLON



\_\_\_\_CHE

PA

PA

PA

PA


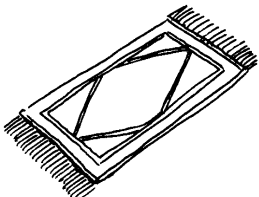




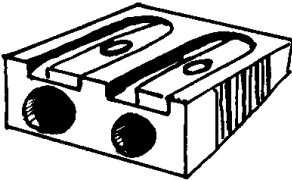

TA


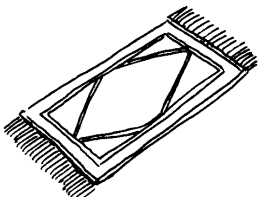




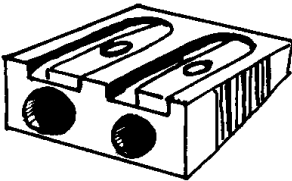

TA

TA

TA

Ces cartes peuvent être données aux élèves afin de les aider à faire la première fiche de ce doc ou pour leur permettre de vérifier leur travail (=auto-correction)

			
<u>P</u> ANIER	<u>T</u> APIS	<u>P</u> APILLON	<u>P</u> ARAPLUIE
			
<u>P</u> ATIN	<u>T</u> ASSE	<u>T</u> AILLE-CRAYON	TACHE

			
<u>P</u> ANIER	<u>T</u> APIS	<u>P</u> APILLON	<u>P</u> ARAPLUIE
			
<u>P</u> ATIN	<u>T</u> ASSE	<u>T</u> AILLE-CRAYON	TACHE